özdöken

PRODUCT BROCHURE



ozdoken.com.tr

özdöken

Founded in 1976, Özdöken Agricultural Machinery is one of Turkey's leading manufacturers of agricultural machinery. Specializing in seed drills, hoeing equipment, and tillage machinery, we develop reliable, durable, and high-performance solutions that help farmers increase productivity.

Producing more than 5,000 machines annually, Özdöken exports regularly to over 40 countries, proudly representing the Turkish agricultural machinery industry worldwide. Backed by half a century of experience, we remain committed to designing and manufacturing innovative machines that add value to modern agriculture.

50 years





CONTENTS



SEEDER

06 SEEDERS

08 MILENYUM

10 PERTUM

12 PERTUM-B

14 PERTUM-C



PLANTER

16 VPHE

18 VPYT

20 VPTT

22 OKTOPUS

24 VPHE-S

26 VPHE-D

28 OKTOPUS-D

30 VPYT-D

32 VPYT-D300

34 VPTT-D

36 LEON-D

38 VPKT-D

40 SEED CONTROLLER

CONTENTS



CROP CARE

42 ACM / ACM-G

44 ACM-K / ACM-KG

46 ACM-SF / ACM-SFG / ACM-SFK

48 ROTOKUL



SOIL CULTIVATION

50 OYTUN

52 ONGUN / OYTUN

54 SPARK / STRIP-TILL

56 PGD-H / PGD-N / PGD-B

58 COMBIDISC

60 EVODISC

62 EVODISC-K

64 ACD / CHD / VVY

66 EVOKUL

68 EPSOM

70 EPSOM-S

72 CGM

74 BOLTAN

76 FDP

78 RC

80 GZ

82 FESTINA

HBM

MECHANICAL SEED DRILL

HBM-N



7.50 X 16 TYRES

HBM-S



11.5 X 80.15.3 TYRES

HBM-B



12.4 / 11-24 TYRES

HBM-BABA



12.4 / 11-24 TYRES

TECHNICAL SPECIFICATIONS

STANDARD



Single Disc Row Unit

OPTIONAL



Double Disc Row Unit

OPTIONAL



Rubber Pressure Wheel - Per Row Unit

STANDARD



Fluted Seed And Fertilizer Dosagemeters

STANDARD



Hydraulic Depth Adjustment

STANDARD



Non-Slip Loading Platform

OPTIONAL



Roller

OPTIONAL



Following Tines - Per Row Unit

OPTIONAL



Hydraulic Track Eradicator

OPTIONAL



Small Seed Hopper

OPTIONAL



Transport Wheel and Trailed Kit

OPTIONAL



Single Hydraulic Double Row Marker

MODEL	NUMBER OF ROW UNIT	ROW SPACE	WORKING WIDTH		TRANSPORT WIDTH		WEIGHT	SEED HOPPER CAPACITY	FERTILIZER HOPPER CAPACITY	TYRE SIZE				POWER REQUIREMENT
	pcs	cm	12,5 cm	14 cm	12,5 cm	14 cm	kg	lt	lt	N	S	B	BABA	hp
HBM-N12	12	12,5 or 14	150	168		250	670	200	200	7.50x16/	-	-	-	35-40
HBM-N14	14	12,5 or 14	175	196		275	785	230	230	7.50x16				40-45
HBM-N16/S16	16	12,5 or 14	200	224	280 / 290	305 / 315	850 / 890	260	260	7.50x16	11.5 x 80 - 15.3			45-50
HBM-N18/ S18/B18	18	12,5 or 14	225	252	305 / 315 / 315	330 / 340 / 340	945 / 985 / 1025	290	290	7.50x16	11.5 x 80 - 15.3	12.4 / 11-24		50-55
HBM-N20/ S20/B20	20	12,5 or 14	250	280	330 / 340 / 340	365 / 385 / 385	1010 / 1055 / 1095	320	320	7.50x16	11.5 x 80 - 15.3	12.4 / 11-24		55-60
HBM-N22/ S22/B22	22	12,5 or 14	275	308	355 / 365 / 365	390 / 400 / 400	1065 / 1105 / 1145	350	350	7.50x16	11.5 x 80 - 15.3	12.4 / 11-24		60-65
HBM-N24/ S24/B24	24	12,5 or 14	300	336	380 / 390 / 390	415 / 425 / 425	1145 / 1185 / 1225	380	380	7.50x16	11.5 x 80 - 15.3	12.4 / 11-24		70-75
HBM-N26/ S26/B26	26	12,5 or 14	325	364	405 / 415 / 415	445 / 455 / 455	1225 / 1265 / 1305	410	410	7.50x16	11.5 x 80 - 15.3	12.4 / 11-24		70-75
HBM-S28 /B28	28	12,5 or 14	350	392	440 /440	480 / 480	1335 / 1375	440	440		11.5 x 80 - 15.3	12.4 / 11-24		75-80
HBM-B32	32	12,5 or 14	400	448	490	540	1460	470	470			12.4 / 11-24		80-85
HBM-BABA16	16	12,5 or 14	200	224	290	305	1080	470	480				11.5 x 80 - 15.3	45-55
HBM-BABA18	18	12,5 or 14	225	252	350	350	1210	530	540				11.5 x 80 - 15.3	50-60
HBM-BABA20	20	12,5 or 14	250	280	380	380	1330	585	595				12.4 / 11-24	55-65
HBM-BABA22	22	12,5 or 14	275	308	400	400	1470	640	650				12.4 / 11-24	60-70
HBM-BABA24	24	12,5 or 14	300	336	430	430	1490	700	710				12.4 / 11-24	70-80
HBM-BABA26	26	12,5 or 14	325	364	460	460	1650	755	765				14,9/ 13-24	70-80
HBM-BABA28	28	12,5 or 14	350	392	490	490	1710	810	820				14,9/ 13-24	80-90
HBM-BABA32	32	12,5 or 14	400	448	540	540	1690	950	950				14,9/ 13-24	90-100

MILENYUM

DIRECT SEEDER





TECHNICAL SPECIFICATIONS

STANDARD



Single Disc Row Unit

STANDARD



"V" Type Seed And Fertilizer Hopper

STANDARD



Hydraulic Depth Adjustment

STANDARD



Non-Slip Loading Platform

STANDARD



Fluted Seed And Fertilizer Dosagemeters

OPTIONAL



Basic Tramline

OPTIONAL



Traffic Kit

MODEL	NUMBER OF ROW UNIT	ROW SPACE	SEED HOPPER CAPACITY	FERTILIZER HOPPER CAPACITY	WEIGHT	WORKING WIDTH	TRANSPORT WIDTH	TYRE SIZE	POWER REQUIREMENT
	pcs	cm	lt	lt	kg	cm	cm		hp
Milenyum-S300	19	15.8	1290	-	2800	300	300	10.0/75-15.3	100-120
Milenyum-F300	19	15.8	660	630	2900	300	300	10.0/75-15.3	100-160

PERTUM

SEED DRILL WITH VARIO GEARBOX



TECHNICAL SPECIFICATIONS

STANDARD



Single Disc Row Unit

OPTIONAL



Double Disc Row Unit

STANDARD



Coulter Type Row Unit

STANDARD



Dosagemeter For All Kind Of Grains

STANDARD



Vario Gearbox

STANDARD



Row Unit Pressure

STANDARD



Extension For Three Point Linkage

STANDARD



Double Hydraulic Row Marker

STANDARD



Following Tines

OPTIONAL



Track Eradicator-S Tine Version

OPTIONAL



Track Eradicator-Spring Version

OPTIONAL



Basic Tramline

OPTIONAL



Hopper Extension

OPTIONAL



Calibration Kit

OPTIONAL

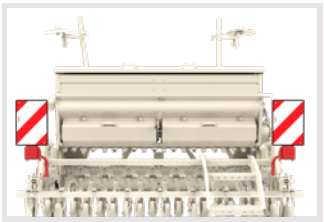

Traffic Kit - Bicma Reflector - Polish Ledlight

OPTIONAL



Microgranulator Hopper



Fertilizer Hopper



6.00x16 Tyre



10.0/75-15.3 Tyre

MODEL	NUMBER OF ROW UNIT	ROW SPACE	WORKING WIDTH	TRANSPORT WIDTH	WEIGHT	SEED CAPACITY	SEED CAPACITY WITH EXTENSION	FERTILIZER HOPPER CAPACITY	FERTILIZER HOPPER CAPACITY WITH EXTENSION	POWER REQUIREMENT
	pcs	cm	cm	cm	kg	lt	lt	lt	lt	hp
PERTUM-S250	20	12,5	250	250	860	480	-	-	-	50-70
PERTUM-S300	24	12,5	300	300	1050	590	950	-	-	70-80
PERTUM-S350	28	12,5	350	360	1180	700	1225	-	-	90-100
PERTUM-S400	32	12,5	400	410	1365	830	1330	-	-	110-120
PERTUM-F250	20	12,5	250	250	930	240	-	250	-	50-70
PERTUM-F300	24	12,5	300	300	1130	295	485	310	480	70-80
PERTUM-F350	28	12,5	350	360	1270	350	575	370	570	90-100
PERTUM-F400	32	12,5	400	410	1450	410	670	430	670	110-120

PERTUM-B

COULTER TYPE SEED DRILL WITH VARIO GEARBOX

3 LINES FRAME



TECHNICAL SPECIFICATIONS

STANDARD



Coulter Type Row Unit

STANDARD



Vario Gearbox

STANDARD



Double Hydraulic Row Marker

STANDARD



Dosagemeter For All Kind Of Grains

STANDARD



Following Tines

STANDARD



Extension For Three Point Linkage

STANDARD



Row Unit Pressure

OPTIONAL



Basic Tramline

OPTIONAL



Hopper Extension

OPTIONAL



Track Eradicator-S Tine Version

OPTIONAL



Track Eradicator-Spring Version

OPTIONAL



Calibration Kit

OPTIONAL

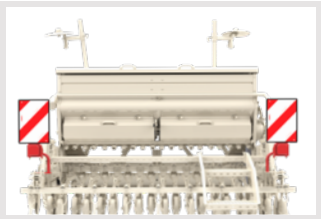

Traffic Kit - Bicma Reflector - Polish Ledlight



6.00x16 Tyre



10.0/75-15.3 Tyre



Fertilizer Hopper

MODEL	NUMBER OF ROW UNIT	ROW SPACE	WORKING WIDTH	TRANSPORT WIDTH	WEIGHT	SEED CAPACITY	SEED CAPACITY WITH EXTENSION	FERTILIZER HOPPER CAPACITY	FERTILIZER HOPPER CAPACITY WITH EXTENSION	POWER REQUIREMENT
	pcs	cm	cm	cm	kg	lt	lt	lt	lt	hp
PERTUM-BS250	18	12,5	225	250	780	480	-	-	-	50-60
PERTUM-BS300	22	12,5	275	300	970	590	950	-	-	70-80
PERTUM-BS350	26	12,5	325	360	1100	700	1225	-	-	90-100
PERTUM-BS400	30	12,5	375	410	1280	830	1330	-	-	100-110
PERTUM-BF250	18	12,5	225	250	850	240	-	250	-	50-60
PERTUM-BF300	22	12,5	275	300	1040	295	485	310	480	70-80
PERTUM-BF350	26	12,5	325	360	1190	350	575	370	570	90-100
PERTUM-BF400	30	12,5	375	410	1370	410	670	430	670	100-110

PERTUM-C

SEED DRILL WITH POWER HARROW COMBINATION



Thanks To Its Hydraulic System, The Machine Stands Closer To The Tractor In Road Position. In This Way, The Machine Requires Less Lifting Capacity And Front Weight Ballast.



TECHNICAL SPECIFICATIONS

STANDARD



Single Disc Row Unit

STANDARD



Double Disc Row Unit

STANDARD



Vario Gearbox

STANDARD



Dosagemeter For All Kind Of Grains

STANDARD



Double Hydraulic Row Marker

STANDARD



Row Unit Pressure

OPTIONAL



Basic Tramline

OPTIONAL



Hopper Extension

STANDARD



Following Tines

OPTIONAL



Calibration Kit

OPTIONAL

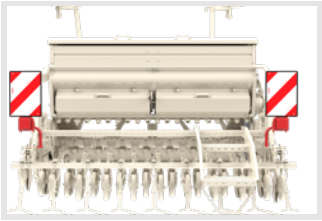

Traffic Kit - Bicma Reflector - Polish Ledlight

STANDARD



460 Mm Packer Roller

OPTIONAL



600 Mm Rubber Roller

STANDARD



Double Blade Rotor

STANDARD



Mechanical Depth Adjustment

MODEL	NUMBER OF ROW UNIT	ROW SPACE	WORKING WIDTH	TRANSPORT WIDTH	WEIGHT	SEED AND FERTILIZER CAPACITY		SEED AND FERTILIZER CAPACITY WITH EXTENSION	
	pcs	cm	cm	cm	kg	Seed	Fertilizer	Seed	Fertilizer
PERTUM-CS250	20	12,5	250	250	1150 kg	480	-	700	-
PERTUM-CS300	24	12,5	300	300	1320 kg	590	-	950	-
PERTUM-CF250	20	12,5	250	250	1250 kg	240	250	340	345
PERTUM-CF300	24	12,5	300	300	1420 kg	295	310	485	480

MODEL	NUMBER OF BLADE	WORKING WIDTH	TRANSPORT WIDTH	WORKING DEPTH	WEIGHT	
	pcs	cm	cm	cm	460mm Packer Roller	600mm Rubber Roller
ONGUN-C250	10	250	258	30	900	1050
ONGUN-C300	12	300	307	30	1000	1150

MODEL	POWER REQUIREMENT
	hp
ONGUN-C250 + PERTUM-CS250	100-160
ONGUN-C300 + PERTUM-CS300	120-200
ONGUN-C250 + PERTUM-CF250	100-160
ONGUN-C300 + PERTUM-CF300	120-200

VPHE

COULTER TYPE PLANTER

VPHE

FIXED FRAME



MODEL	NUMBER OF ROW UNIT	ROW SPACE	TRANSPORT WIDTH	WEIGHT	POLYTHENE FERTILIZER HOPPER CAP.	JUMBO POLYTHENE FERTILIZER HOPPER CAP.	JUMBO METAL OR INOX FERTILIZER HOPPER CAP.
	pcs	cm	cm	kg	lt	lt	lt
VPHE-2	2	70-75	100	385	-	-	-
VPHE-G2	2	70-75	100	460	180 LT X 1	-	-
VPHE-3	3	150	300	630	-	-	-
VPHE-G3	3	150	300	800	180 LT X 2	-	-
VPHE-4	4	70-75 / 90	300	670	-	-	-
VPHE-G4	4	70-75 / 90	300	880	180 LT X 2	750 LT X 1	1000 LT X 1
VPHE-5	5	45-50 / 70-75	300 / 350	750	-	-	-
VPHE-G5	5	45-50 / 70-75	300 / 350	1055	180 LT X 2	-	1000 LT X 1
VPHE-6	6	45-50 / 70-75	350 / 420	765	-	-	-
VPHE-G6	6	45-50 / 70-75	350 / 420	1100	230 LT X 2	-	1000 LT X 1
VPHE-8	8	70	560	965	-	-	-
VPHE-G8	8	70	560	1425	280 LT X 2	-	700 LT X 2

TECHNICAL SPECIFICATIONS

STANDARD



Coulter Type Row Unit

STANDARD



Coulter Type Fertilizer Opener

STANDARD



Front Press Wheel For Small Seeds

OPTIONAL



Transport Wheel For 8 Rows

STANDARD



Patented Metering Unit With Double Singulator

STANDARD



Area Counter

STANDARD



Single Hydraulic Marker

OPTIONAL



Double Hydraulic Marker

OPTIONAL



Trailed Kit For 6 And 8 Rows

OPTIONAL



Traffic Kit - Bicma Reflector + Polish Ledlight

OPTIONAL



Microgranulator

OPTIONAL



Front Wheel Kit For Without Fertilizer Models

OPTIONAL



Bee Kit

OPTIONAL



Hydraulic Fan

OPTIONAL



Jumbo Polythene Fertilizer Hopper

OPTIONAL



Jumbo Metal Fertilizer Hopper

OPTIONAL



Jumbo Inox Fertilizer Hopper

VPYT

COULTER TYPE PLANTER

VPYT

SINGLE TELESCOPIC FRAME
***340** CM TRANSPORT WIDTH*



MODEL	NUMBER OF ROW UNIT	ROW SPACE	TRANSPORT WIDTH	WEIGHT	POLYTHENE FERTILIZER HOPPER CAP.	JUMBO POLYTHENE FERTILIZER HOPPER CAP.	JUMBO METAL OR INOX FERTILIZER HOPPER CAP.
	pcs	cm	cm	kg	lt	lt	lt
VPYT-6	6	70-75	340	890	-	-	-
VPYT-G6	6	70-75	340	1160	180 LT X 2	-	1000 LT X 1

TECHNICAL SPECIFICATIONS

STANDARD



Coulter Type Row Unit

STANDARD



Coulter Type Fertilizer Opener

STANDARD



Front Press Wheel For Small Seeds

OPTIONAL



Transport Wheel For 8 Rows

STANDARD



Patented Metering Unit With Double Singulator

STANDARD



Area Counter

STANDARD



Single Hydraulic Marker

OPTIONAL



Double Hydraulic Marker

OPTIONAL



Trailed Kit For 6 And 8 Rows

OPTIONAL



Traffic Kit - Bicma Reflector + Polish Ledlight

OPTIONAL



Microgranulator

OPTIONAL



Front Wheel Kit For Without Fertilizer Models

OPTIONAL



Bee Kit

OPTIONAL



Hydraulic Fan

OPTIONAL



Jumbo Metal Fertilizer Hopper

OPTIONAL



Jumbo Inox Fertilizer Hopper

VPTT

COULTER TYPE PLANTER

VPTT

ADJUSTABLE TELESCOPIC FRAME



MODEL	NUMBER OF ROW UNIT	ROW SPACE	TRANSPORT WIDTH	WEIGHT	POLYTHENE FERTILIZER HOPPER CAP.	JUMBO POLYTHENE FERTILIZER HOPPER CAP.	JUMBO METAL OR INOX FERTILIZER HOPPER CAP.
	pcs	cm	cm	kg	lt	lt	lt
VPTT-4	4	45-50-70	300	920	-	-	-
VPTT-G4	4	45-50-70	300	1060	180 LT X 2	-	-
VPTT-4	4	75-95	330	920	-	-	-
VPTT-G4	4	75-95	330	1060	180 LT X 2	-	-
VPTT-5	5	45-50-55-60-65-70	320	1000	-	-	-
VPTT-G5	5	45-50-55-60-65-70	320	1190	180 LT X 2	-	-
VPTT-6	6	45-50-55-60-65-70	400	1150	-	-	-
VPTT-G6	6	45-50-55-60-65-70	400	1350	230 LT X 2	-	-

TECHNICAL SPECIFICATIONS

STANDARD



Coulter Type Row Unit

STANDARD



Coulter Type Fertilizer Opener

STANDARD



Front Press Wheel For Small Seeds

STANDARD

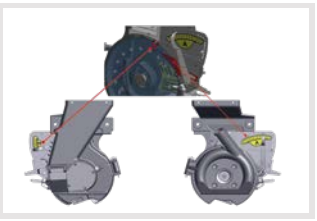

Patented Metering Unit With Double Singulator

STANDARD



Area Counter

STANDARD



Single Hydraulic Marker

OPTIONAL



Double Hydraulic Marker

OPTIONAL



Bee Kit

OPTIONAL



Traffic Kit - Bicma Reflector + Polish Ledlight

OPTIONAL



Microgranulator

OPTIONAL



Front Wheel Kit For Without Fertilizer Models

OPTIONAL



Hydraulic Fan

OPTIONAL



Jumbo Polythene Fertilizer Hopper

OPTIONAL



Jumbo Metal Fertilizer Hopper

OPTIONAL



Jumbo Inox Fertilizer Hopper

OKTOPUS

COULTER TYPE PLANTER

OKTOPUS

FOLDABLE FRAME



MODEL	NUMBER OF ROW UNIT	ROW SPACE	TRANSPORT WIDTH	WEIGHT	TYRE SIZE
	pcs	cm	cm	kg	
OKTOPUS-8	8	50	300	1800	23,5x10,50-12
OKTOPUS-8	8	70-75-80	300	1800	23,5x10,50-12
OKTOPUS-9	9	65	300	2000	23,5x10,50-12
OKTOPUS-12	12	50	300	2400	23,5x10,50-12

TECHNICAL SPECIFICATIONS

STANDARD



Coulter Type Row Unit

STANDARD



Coulter Type Fertilizer Opener

STANDARD



Front Press Wheel For Small Seeds

STANDARD

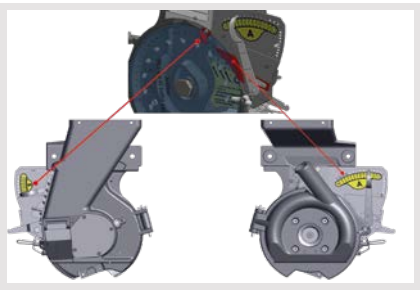

Patented Metering Unit With Double Singulator

STANDARD



Single Hydraulic Marker

OPTIONAL



Double Hydraulic Marker

OPTIONAL



Traffic Kit - Bicma Reflector +
Polish Ledlight

STANDARD



Area Counter

OPTIONAL



Bee Kit

OPTIONAL



Hydraulic Fan

OPTIONAL



APV PS2000 M1MG Microgranulator

VPHE-S

COULTER TYPE ONION PLANTER



MODEL	NUMBER OF ROW UNIT	ROW SPACE	TRANSPORT WIDTH	WEIGHT
	pcs	cm	cm	kg
VPHE-S9	9	20,5	300	1150
VPHE-S10	10	20,5	300	1255
VPHE-S11	11	20,5	320	1375
VPHE-S12	12	20,5	320	1450
VPHE-S13	13	20,5	380	1575
VPHE-S14	14	20,5	380	1650
VPHE-S15	15	20,5	400	1775

TECHNICAL SPECIFICATIONS

STANDARD



Coulter Type Row Unit

STANDARD



Single Hydraulic Marker

OPTIONAL



Double Hydraulic Marker

STANDARD



Front Press Wheel For Small Seeds

STANDARD

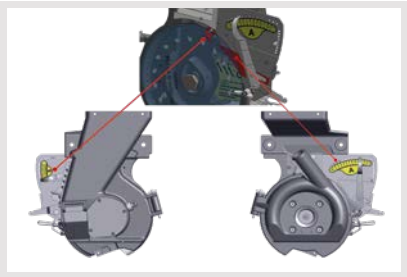

Patented Metering Unit With Double Singulator

STANDARD



Area Counter

STANDARD



Seed Cleaning Hopper

OPTIONAL



Bee Kit

OPTIONAL



Traffic Kit - Bicma Reflector + Polish Ledlight

OPTIONAL



Hydraulic Fan

VPHE-D

DOUBLE DISC TYPE PLANTER

OPTIONAL

AEF Certified ISOBUS

UT | TECU | AUX-N | TC-BAS | TC-GEO | TC-SC

www.aef-isobus-database.org

VPHE-D

FIXED FRAME



MODEL	NUMBER OF ROW UNIT	ROW SPACE	TRANSPORT WIDTH	WEIGHT	POLYTHENE FERTILIZER HOPPER CAP.	JUMBO POLYTHENE FERTILIZER HOPPER CAP.	JUMBO METAL OR INOX FERTILIZER HOPPER CAP.
	pcs	cm	cm	kg	lt	lt	lt
VPHE-D2	2	70-75	100	435	-	-	-
VPHE-DG2	2	70-75	100	550	180 LT X 1	-	-
VPHE-D3	3	150	300	765	-	-	-
VPHE-DG3	3	150	300	900	180 LT X 2	-	-
VPHE-D4	4	70-75 / 90	300	780	-	-	-
VPHE-DG4	4	70-75 / 90	300	970	180 LT X 2	750 LT X 1	1000 LT X 1
VPHE-D5	5	45-50 / 70-75	300 / 350	920	-	-	-
VPHE-DG5	5	45-50 / 70-75	300 / 350	1150	180 LT X 2	-	1000 LT X 1
VPHE-D6	6	45-50 / 70-75	350 / 420	1160	-	-	-
VPHE-DG6	6	45-50 / 70-75	350 / 420	1320	230 LT X 2	-	1000 LT X 1
VPHE-D8	8	70	560	1430	-	-	-
VPHE-DG8	8	70	560	1890	280 LT X 2	-	700 LT X 2

ISOBUS FUNCTIONALITY IS OPTIONAL. THE ISOBUS CONTROL SYSTEM IS AEF CERTIFIED UNDER DOKEN TEKNOLOJI VE MAKINE A.S.
ISOBUS FEATURES CAN ONLY BE USED WITH AEF CERTIFIED TRACTORS AND TERMINALS.

TECHNICAL SPECIFICATIONS

STANDARD



Disc Type Row Unit

STANDARD



"V" Seed Press Wheel

STANDARD



Coulter Type Fertilizer Opener

STANDARD



Patented Metering Unit With Double Singulator

STANDARD



Area Counter

STANDARD



Single Hydraulic Marker

OPTIONAL



Double Hydraulic Marker

OPTIONAL



Rubber Seed Press Wheel

OPTIONAL



Plastic Depth Weel

OPTIONAL



Metal Seed Press Wheel

OPTIONAL



Trash Wheel

OPTIONAL



Turbodisc

OPTIONAL



420 MM Seed Opener Version - Per One Row

OPTIONAL



Hydraulic Fan

OPTIONAL



Traffic Kit - Bicma Reflector + Polish Ledlight

OPTIONAL



Microgranulator Set

OPTIONAL



Double Disc Type Fertilizer Opener

OPTIONAL



Bee Kit

OPTIONAL



Front Wheel Kit For Without Fertilizer Models

OPTIONAL



Trailed Kit For 6,8 And 12 Rows

OPTIONAL



Transport Wheel For 8 Rows

OPTIONAL



Jumbo Polythene Fertilizer Hopper

OPTIONAL



Jumbo Metal Fertilizer Hopper

OPTIONAL



Jumbo Inox Fertilizer Hopper

OKTOPUS-D

DOUBLE DISC TYPE PLANTER

OPTIONAL

AEF Certified ISOBUS

www.aef-isobus-database.org

OKTOPUS-D

FOLDABLE FRAME



MODEL	NUMBER OF ROW UNIT	ROW SPACE	TRANSPORT WIDTH	WEIGHT	TYRE SIZE
	pcs	cm	cm	kg	
OKTOPUS-D8	8	50	300	2000	23,5x10,50-12
OKTOPUS-D8	8	70-75-80	300	2000	23,5x10,50-12
OKTOPUS-D9	9	65	300	2200	23,5x10,50-12
OKTOPUS-D12	12	50	300	2600	23,5x10,50-12

ISOBUS FUNCTIONALITY IS OPTIONAL. THE ISOBUS CONTROL SYSTEM IS AEF CERTIFIED UNDER DOKEN TEKNOLOJI VE MAKINE A.S.
ISOBUS FEATURES CAN ONLY BE USED WITH AEF CERTIFIED TRACTORS AND TERMINALS.

TECHNICAL SPECIFICATIONS

STANDARD



Disc Type Row Unit

STANDARD



"V" Seed Press Wheel

STANDARD



Coulter Type Fertilizer Opener

STANDARD

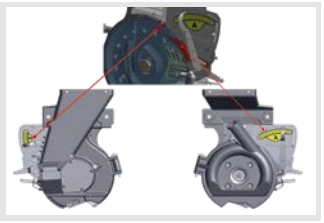

Patented Metering Unit With Double Singulator

STANDARD



Area Counter

OPTIONAL



Metal Seed Press Wheel

OPTIONAL



Trash Wheel

OPTIONAL



Rubber Seed Press Wheel

OPTIONAL



Plastic Depth Weel

OPTIONAL



420 MM Seed Opener Version - Per One Row

OPTIONAL



Turbodisc

STANDARD



Traffic Kit - Bicma Reflector + Polish Ledlight

OPTIONAL



Hydraulic Fan

OPTIONAL



Bee Kit

OPTIONAL



APV PS2000 M1MG Microgranulator

VPYT-D

DOUBLE DISC TYPE PLANTER

OPTIONAL

AEF Certified ISOBUS
UT | TECU | AUX-N | TC-BAS | TC-GEO | TC-SC | ... | ... | ...
www.aef-isobus-database.org

VPYT-D

SINGLE TELESCOPIC FRAME
***340** CM TRANSPORT WIDTH*



MODEL	NUMBER OF ROW UNIT	ROW SPACE	TRANSPORT WIDTH	WEIGHT	POLYTHENE FERTILIZER HOPPER CAP.	JUMBO METAL OR INOX FERTILIZER HOPPER CAP.
	pcs	cm	cm	kg	lt	lt
VPYT-D6	6	70-75	340	1145	-	-
VPYT-DG6	6	70-75	340	1440	180 LT X 2	-
VPYT-DG6	6	70-75	340	1600	-	1000 LT X 1

ISOBUS FUNCTIONALITY IS OPTIONAL. THE ISOBUS CONTROL SYSTEM IS AEF CERTIFIED UNDER DOKEN TEKNOLOJI VE MAKINE A.S.
ISOBUS FEATURES CAN ONLY BE USED WITH AEF CERTIFIED TRACTORS AND TERMINALS.

TECHNICAL SPECIFICATIONS

STANDARD



Disc Type Row Unit

STANDARD



"V" Seed Press Wheel

STANDARD



Coulter Type Fertilizer Opener

STANDARD

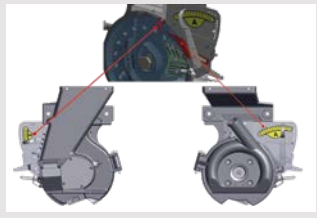

Patented Metering Unit With Double Singulator

STANDARD



Area Counter

STANDARD



Single Hydraulic Marker

OPTIONAL



Double Hydraulic Marker

OPTIONAL



Rubber Seed Press Wheel

OPTIONAL



Plastic Depth Weel

OPTIONAL



Metal Seed Press Wheel

OPTIONAL



Trash Wheel

OPTIONAL



Turbodisc

OPTIONAL



420 MM Seed Opener Version - Per One Row

OPTIONAL



Hydraulic Fan

OPTIONAL



Traffic Kit - Bicma Reflector + Polish Ledlight

OPTIONAL



Microgranulator Set

OPTIONAL



Double Disc Type Fertilizer Opener

OPTIONAL



Bee Kit

OPTIONAL



Front Wheel Kit For Without Fertilizer Models

OPTIONAL



Trailed Kit For 6,8 And 12 Rows

OPTIONAL



Transport Wheel For 8 Rows

OPTIONAL



Jumbo Polythene Fertilizer Hopper

OPTIONAL



Jumbo Metal Fertilizer Hopper

OPTIONAL



Jumbo Inox Fertilizer Hopper

VPYT-D300

DOUBLE DISC TYPE PLANTER

OPTIONAL

AEF Certified ISOBUS

UT | TECU | AUX-N | TC-BAS | TC-GEO | TC-SC | ... | ... | ...

www.aef-isobus-database.org

VPYT-D300

DOUBLE TELESCOPIC FRAME
***300** CM TRANSPORT WIDTH*



MODEL	NUMBER OF ROW UNIT	ROW SPACE	TRANSPORT WIDTH	WEIGHT	JUMBO METAL OR INOX FERTILIZER HOPPER CAP.
	pcs	cm	cm	kg	lt
VPYT-D306	6	65-70-75	300	1350	-
VPYT-DG306	6	65-70-75	300	1670	1000 LT X 1
VPYT-D408	8	65-70-75	400	1800	-
VPYT-DG408	8	65-70-75	400	2100	1500 LT X 1

ISOBUS FUNCTIONALITY IS OPTIONAL. THE ISOBUS CONTROL SYSTEM IS AEF CERTIFIED UNDER DOKEN TEKNOLOJI VE MAKINE A.S.
ISOBUS FEATURES CAN ONLY BE USED WITH AEF CERTIFIED TRACTORS AND TERMINALS.

TECHNICAL SPECIFICATIONS

STANDARD



Disc Type Row Unit

STANDARD



"V" Seed Press Wheel

STANDARD



Coulter Type Fertilizer Opener

STANDARD

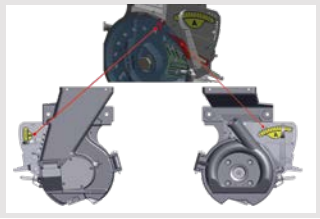

Patented Metering Unit With Double Singulator

STANDARD



Area Counter

STANDARD



Double Hydraulic Marker

OPTIONAL



Double Disc Type Fertilizer Opener

OPTIONAL



Rubber Seed Press Wheel

OPTIONAL



Plastic Depth Weel

OPTIONAL



Metal Seed Press Wheel

OPTIONAL



Trash Wheel

OPTIONAL



Turbodisc

OPTIONAL



420 MM Seed Opener Version - Per One Row

OPTIONAL



Hydraulic Fan

OPTIONAL



Traffic Kit - Bicma Reflector + Polish Ledlight

OPTIONAL



Bee Kit

OPTIONAL



Front Wheel Kit For Without Fertilizer Models

OPTIONAL



Jumbo Metal Fertilizer Hopper

OPTIONAL



Jumbo Inox Fertilizer Hopper

VPTT-D

DOUBLE DISC TYPE PLANTER

VPTT-D

ADJUSTABLE TELESCOPIC FRAME

OPTIONAL

AEF Certified ISOBUS

UT | TECU | AUX-N | TC-BAS | TC-GEO | TC-SC | ... | ... | ...

www.aef-isobus-database.org



MODEL	NUMBER OF ROW UNIT	ROW SPACE	TRANSPORT WIDTH	WEIGHT	POLYTHENE FERTILIZER HOPPER CAP.	JUMBO POLYTHENE FERTILIZER HOPPER CAP.	JUMBO METAL OR INOX FERTILIZER HOPPER CAP.
	pcs	cm	cm	kg	lt	lt	lt
VPTT-D4	4	45-50-70	300	1080	-	-	-
VPTT-DG4	4	45-50-70	300	1180	180 LT X 2	750 LT X 1	1000 LT X 1
VPTT-D4	4	75-95	330	1080	-	-	-
VPTT-DG4	4	75-95	330	1180	180 LT X 2	750 LT X 1	1000 LT X 1
VPTT-D5	5	45-50-55-60-65-70	320	1260	-	-	-
VPTT-DG5	5	45-50-55-60-65-70	320	1400	180 LT X 2	-	1000 LT X 1
VPTT-D6	6	45-50-55-60-65-70	400	1360	-	-	-
VPTT-DG6	6	45-50-55-60-65-70	400	1520	230 LT X 2	-	1000 LT X 1

ISOBUS FUNCTIONALITY IS OPTIONAL. THE ISOBUS CONTROL SYSTEM IS AEF CERTIFIED UNDER DOKEN TEKNOLOJI VE MAKINE A.S.
ISOBUS FEATURES CAN ONLY BE USED WITH AEF CERTIFIED TRACTORS AND TERMINALS.

TECHNICAL SPECIFICATIONS

STANDARD



Disc Type Row Unit

STANDARD



"V" Seed Press Wheel

STANDARD



Coulter Type Fertilizer Opener - Each Row Unit

STANDARD



Patented Metering Unit With Double Singulator

STANDARD



Area Counter

STANDARD



Single Hydraulic Marker

OPTIONAL



Double Hydraulic Marker

OPTIONAL



Rubber Seed Press Wheel

OPTIONAL



Plastic Depth Weel

OPTIONAL



Metal Seed Press Wheel

OPTIONAL



Trash Wheel

OPTIONAL



Turbodisc

OPTIONAL



420 MM Seed Opener Version - Per One Row

OPTIONAL



Hydraulic Fan

OPTIONAL



Traffic Kit - Bicma Reflector + Polish Ledlight

OPTIONAL



Microgranulator Set

OPTIONAL



Double Disc Type Fertilizer Opener

OPTIONAL



Bee Kit

OPTIONAL



Jumbo Polythene Fertilizer Hopper

OPTIONAL



Jumbo Metal Fertilizer Hopper

OPTIONAL



Jumbo Inox Fertilizer Hopper

LEON-D

DOUBLE DISC TYPE PLANTER

LEON-D

DOUBLE TELESCOPIC FRAME
***300** CM TRANSPORT WIDTH*

OPTIONAL

AEF Certified ISOBUS
UT | TECU | AUX-N
TC-BAS | TC-GEO | TC-SC
www.aef-isobus-database.org



MODEL	NUMBER OF ROW UNIT	ROW SPACE	TRANSPORT WIDTH	WEIGHT
	pcs	cm	cm	kg
LEON-D6	6	50-55-60-65-70-75	300	1145
LEON-D7	7	50-55-60-65-70	300	1440

ISOBUS FUNCTIONALITY IS OPTIONAL. THE ISOBUS CONTROL SYSTEM IS AEF CERTIFIED UNDER DOKEN TEKNOLOJI VE MAKINE A.S.
ISOBUS FEATURES CAN ONLY BE USED WITH AEF CERTIFIED TRACTORS AND TERMINALS.

TECHNICAL SPECIFICATIONS

STANDARD



Disc Type Row Unit

STANDARD



"V" Seed Press Wheel

STANDARD



Area Counter

STANDARD

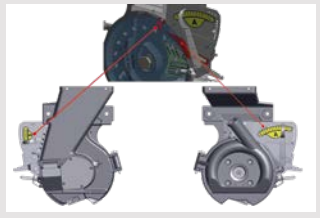

Patented Metering Unit With Double Singulator

STANDARD



Double Hydraulic Marker

OPTIONAL



Double Disc Type Fertilizer Opener

OPTIONAL



Rubber Seed Press Wheel

OPTIONAL



Turbodisc

OPTIONAL



Plastic Depth Weel

OPTIONAL



Metal Seed Press Wheel

OPTIONAL



Trash Wheel

OPTIONAL



420 MM Seed Opener Version - Per One Row

OPTIONAL



Bee Kit

OPTIONAL



Hydraulic Fan

OPTIONAL



Traffic Kit - Bicma Reflector + Polish Ledlight

OPTIONAL



Microgranulator Set

VPKT-D

DOUBLE DISC TYPE PLANTER

VPKT-D

FOLDABLE ADJUSTABLE TELESCOPIC FRAME

OPTIONAL

AEF Certified ISOBUS www.aef-isobus-database.org



MODEL	NUMBER OF ROW UNIT	ROW SPACE	TRANSPORT WIDTH	WEIGHT	JUMBO POLYTHENE FERTILIZER HOPPER CAP.	JUMBO METAL OR INOX FERTILIZER HOPPER CAP.
	pcs	cm	cm	kg	lt	lt
VPKT-D6	6	45-50-55-60-65-70-75	300	1425	-	-
VPKT-DG6	6	45-50-55-60-65-70-75	300	1720	750 LT X 1	800 LT X 1
VPKT-D8	8	45-50-55-60-65-70-75	300	1770	-	-
VPKT-DG8	8	45-50-55-60-65-70-75	300	2100	750 LT X 1	800 LT X 1

ISOBUS FUNCTIONALITY IS OPTIONAL. THE ISOBUS CONTROL SYSTEM IS AEF CERTIFIED UNDER DOKEN TEKNOLOJI VE MAKINE A.S. ISOBUS FEATURES CAN ONLY BE USED WITH AEF CERTIFIED TRACTORS AND TERMINALS.

TECHNICAL SPECIFICATIONS

STANDARD



Disc Type Row Unit

STANDARD



"V" Seed Press Wheel

STANDARD



Coulter Type Fertilizer Opener

STANDARD

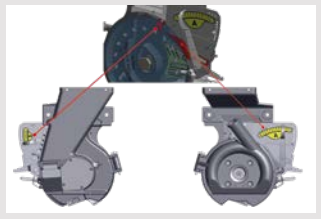

Patented Metering Unit With Double Singulator

STANDARD



Area Counter

STANDARD



Double Hydraulic Marker

OPTIONAL



Double Disc Type Fertilizer Opener

OPTIONAL



Rubber Seed Press Wheel

OPTIONAL



Plastic Depth Weel

OPTIONAL



Metal Seed Press Wheel

OPTIONAL



Trash Wheel

OPTIONAL



Turbodisc

OPTIONAL



420 MM Seed Opener Version - Per One Row

OPTIONAL



Hydraulic Fan

OPTIONAL



Traffic Kit - Bicma Reflector + Polish Ledlight

OPTIONAL



Microgranulator Set

OPTIONAL



Bee Kit

OPTIONAL



Jumbo Polythene Fertilizer Hopper

OPTIONAL



Jumbo Metal Fertilizer Hopper

OPTIONAL



Jumbo Inox Fertilizer Hopper

SEED CONTROLLER



DOKEN SERIES

- Photosensored seed monitoring up to 8 rows
- Total and partial hectare count
- Automatic system diagnostic
- Audible and visual blockage alarm
- 6 selectable thresholds for missing seed alarms
- Seed size selection for refined seed detection
- Seed counting per row unit



DMS-08 SERIES

- Photosensored seed monitoring up to 8 rows
- Total and partial hectare count
- Automatic system diagnostic
- Audible and visual blockage alarm
- 6 selectable thresholds for missing seed alarms
- Seed size selection for refined seed detection



SEED MASTER INTEGRA SERIES

- Total and partial hectare count
- Automatic system diagnostic
- Audible and visual blockage alarm

Actual seed per ha values
Dust Detection
Longtitutional Seed Distance

- 6 selectable thresholds for missing seed alarms
- Seed size selection for refined seed detection
- Seed count flow rate/blockage monitoring on planters
- Full-featured seeding control program for planters up to 12 seed rows
- On-the-go calibration of expected seed density
- Manual or automatic speed tracking
- Detection and display of blockages or dust accumulation on seed sensors





ROW SHUT-OFF SYSTEM

FRONTAL

FRONT HOPPER FERTILIZER

OPTIONAL

AEF Certified ISOBUS www.aef-isobus-database.org





- *GPS Speed Sensor*
- *Electrical Driven Dosagemeter*
- *Hydraulic Drive Fan*
- *Touch Screen Monitor*

MODEL	HOPPER CAPACITY	TRANSPORT WIDTH
	lt	cm
FRONTAL-2300	2300	250

ISOBUS FUNCTIONALITY IS OPTIONAL. THE ISOBUS CONTROL SYSTEM IS AEF CERTIFIED UNDER DOKEN TEKNOLOJI VE MAKINE A.S. ISOBUS FEATURES CAN ONLY BE USED WITH AEF CERTIFIED TRACTORS AND TERMINALS.

ACM / ACM-G

MECHANICAL ROW CROP CULTIVATOR

ACM

FIXED FRAME-WITHOUT FERTILIZER



ACM-G

FIXED FRAME-WITH FERTILIZER



TECHNICAL SPECIFICATIONS

STANDARD



32x10 Row Unit

OPTIONAL



45x12 Row Unit

STANDARD



Paralel Arm Connection

STANDARD



Depth Adjustment Wheel

STANDARD



Guide Wheel

OPTIONAL



Crop Protection Discs

OPTIONAL



Roller

OPTIONAL



Ridger

MODEL	NUMBER OF ROW UNITS	ROW SPACE	NUMBER OF TINE PER ROW UNIT	TRANSPORT WIDTH	WEIGHT	POLYTHENE FERTILIZER HOPPER	JUMBO POLYTHENE FERTILIZER HOPPER	POWER REQUIREMENT
	pcs	cm	pcs	cm	kg	lt	lt	hp
ACM-6	4 COMPLETE 2 HALF	45-50	3	300	590	-	-	50-70
ACM-G6	4 COMPLETE 2 HALF	45-50	3	300	840	180 LT X 2	-	60-80
ACM-7	5 COMPLETE 2 HALF	45-50	3	300	665	-	-	50-70
ACM-G7	5 COMPLETE 2 HALF	45	3	300	950	180 LT X 2	1000 LT X 1	60-80
ACM-G7	5 COMPLETE 2 HALF	50	3	330	950	180 LT X 2	1000 LT X 1	60-80
ACM-9	7 COMPLETE 2 HALF	45-50	3	400	975	-	-	70-90
ACM-G9	7 COMPLETE 2 HALF	45	3	400	1300	180 LT X 4	-	80-120
ACM-G9	7 COMPLETE 2 HALF	50	3	450	1300	180 LT X 4	-	80-120
ACM-13	11 COMPLETE 2 HALF	45-50	3	600	1500	-	-	110-130

MODEL	NUMBER OF ROW UNITS	ROW SPACE	TRANSPORT WIDTH	WEIGHT	NUMBER OF TINE PER ROW UNIT	POLYTHENE FERTILIZER HOPPER	JUMBO POLYTHENE FERTILIZER HOPPER	POWER REQUIREMENT
	pcs	cm	cm	kg	pcs	lt	lt	hp
ACM-G5	3 COMPLETE 2 HALF	70/75	300/330	770	5	180 LT x 2	1000 LT x 1	50-70
ACM-G5	3 COMPLETE 2 HALF	80	350	770	5	230 LT x 2	-	60-80
ACM-G5	3 COMPLETE 2 HALF	90	400	820	5	280 LT x 2	-	60-80
ACM-G6	4 COMPLETE 2 HALF	45/50	300	840	3	180 LT x 2	-	60-80
ACM-G6	4 COMPLETE 2 HALF	70	380	840	5	230 LT x 2	-	60-80
ACM-G7	5 COMPLETE 2 HALF	45/50	300/330	950	3	180 LT x 2	1000 LT x 1	60-80
ACM-G7	5 COMPLETE 2 HALF	70/75	430/480	1020	5	280 LT x 2	-	70-100
ACM-G7	5 COMPLETE 2 HALF	90	570	1200	5	180 LT x 4	-	80-110
ACM-G9	7 COMPLETE 2 HALF	45/50	400/450	1300	3	180 LT x 4	-	80-120
ACM-G9	7 COMPLETE 2 HALF	70	600	1550	5	230 LT x 4	-	110-140

ACM-K / ACM-KG

MECHANICAL ROW CROP CULTIVATOR

ACM-K

FIXED FRAME-FOLDABLE-WITHOUT FERTILIZER



ACM-KG

FIXED FRAME-FOLDABLE-WITH FERTILIZER



TECHNICAL SPECIFICATIONS

STANDARD



32x10 Row Unit

OPTIONAL



45x12 Row Unit

STANDARD



Paralel Arm Connection

STANDARD



Depth Adjustment Wheel

STANDARD



Guide Wheel

OPTIONAL



Crop Protection Discs

OPTIONAL



Roller

OPTIONAL



Ridger

MODEL	NUMBER OF ROW UNITS	ROW SPACE	NUMBER OF TINE PER ROW UNIT	TRANSPORT WIDTH	WEIGHT	POWER REQUIREMENT	JUMBO METAL OR INOX FERTILIZER HOPPER
	pcs	cm	pcs	cm	kg	hp	lt
ACM-K9	7 COMPLETE 2 HALF	45-50	3	300	1200	70-100	-
ACM-K13	11 COMPLETE 2 HALF	45-50	3	300	1550	90-130	-

MODEL	NUMBER OF ROW UNITS	ROW SPACE	NUMBER OF TINE PER ROW UNIT	TRANSPORT WIDTH	WEIGHT	POWER REQUIREMENT	JUMBO METAL OR INOX FERTILIZER HOPPER
	pcs	cm	pcs	cm	kg	hp	lt
ACM-K7	5 COMPLETE 2 HALF	70-75	5	300	1040	80-110	-
ACM-KG7	5 COMPLETE 2 HALF	70-75	5	300	1450	90-120	1000 lt
ACM-K9	7 COMPLETE 2 HALF	70-75	5	300	1260	90-120	-
ACM-KG9	7 COMPLETE 2 HALF	70-75	5	300	1650	100-130	1000 lt

ACM-SF / ACM-SFG / ACM-SFK

ROTARY ROW CROP CULTIVATOR

ACM-SF

FIXED FRAME - WITHOUT FERTILIZER



ACM-SFG

FIXED FRAME - WITH FERTILIZER



ACM-SFK

HYDRAULIC FOLDABLE FRAME



TECHNICAL SPECIFICATIONS

BOX TYPES



30 CM Box



50 CM Box

STANDARD



Chain Box

STANDARD

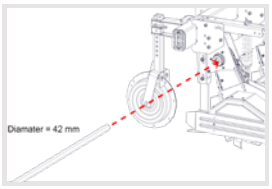

42 MM Transmission Shaft

STANDARD



Guiding Wheel

STANDARD



Front Cultivator Blade

STANDARD



Ce Safety Regulation

OPTIONAL



Double Disc Fertilizer Opener

OPTIONAL



Adjustable Ridger

MODEL	NUMBER OF ROW UNIT	ROW SPACE	BOX WORKING WIDTH	NUMBER OF BLADE PER BOX	WORKING DEPTH	TRANSPORT WIDTH	WEIGHT	POWER REQUIREMENT	POLYTHENE FERTILIZER HOPPER
	pcs	cm	cm	pcs	cm	cm	kg	hp	lt
ACM-SF3	3 COMPLETE	70/75	50	16	10	300	690	30-60	-
ACM-SF5	3 COMPLETE 2 HALF	70	50	16	10	330	835	50-70	-
ACM-SFG5	3 COMPLETE 2 HALF	70	50	16	10	330	1020	60-80	180 LT X 2
ACM-SF5	3 COMPLETE 2 HALF	75	50	16	10	330	835	50-70	-
ACM-SFG5	3 COMPLETE 2 HALF	75	50	16	10	330	1020	60-80	180 LT X 2
ACM-SF5	5 COMPLETE	75	50	16	10	330	880	50-70	-
ACM-SFG5	5 COMPLETE	75	50	16	10	330	1060	60-80	230 LT X 2
ACM-SF5	3 COMPLETE 2 HALF	90	70	24	10	380	940	60-80	-
ACM-SFG5	3 COMPLETE 2 HALF	90	70	24	10	380	1170	70-90	280 LT X 2
ACM-SF6	4 COMPLETE 2 HALF	70	50	16	10	380	920	60-80	-
ACM-SFG6	4 COMPLETE 2 HALF	70	50	16	10	380	1180	70-90	230 LT X 2
ACM-SF7	5 COMPLETE 2 HALF	70	50	16	10	440	1100	70-90	-
ACM-SFG7	5 COMPLETE 2 HALF	70	50	16	10	440	1320	80-100	280 LT X 2
ACM-SF7	5 COMPLETE 2 HALF	75	50	16	10	480	1100	70-90	-
ACM-SFG7	5 COMPLETE 2 HALF	75	50	16	10	480	1320	80-100	280 LT X 2

MODEL	NUMBER OF ROW UNIT	ROW SPACE	BOX WORKING WIDTH	NUMBER OF BLADE PER BOX	WORKING DEPTH	TRANSPORT WIDTH	WEIGHT	POWER REQUIREMENT	POLYTHENE FERTILIZER HOPPER
	pcs	cm	cm	pcs	cm	cm	kg	hp	lt
ACM-SF6	4 COMPLETE 2 HALF	45	30	8	10	250	840	50-70	-
ACM-SFG6	4 COMPLETE 2 HALF	45	30	8	10	300	1040	60-80	180 LT X 2
ACM-SF6	4 COMPLETE 2 HALF	50	30	8	10	280	840	50-70	-
ACM-SFG6	4 COMPLETE 2 HALF	50	30	8	10	300	1040	60-80	180 LT X 2
ACM-SF7	5 COMPLETE 2 HALF	45	30	8	10	300	950	70-90	-
ACM-SFG7	5 COMPLETE 2 HALF	45	30	8	10	330	1180	80-100	180 LT X 2
ACM-SF7	5 COMPLETE 2 HALF	50	30	8	10	330	950	70-90	-
ACM-SFG7	5 COMPLETE 2 HALF	50	30	8	10	360	1180	80-100	180 LT X 2

MODEL	NUMBER OF ROW UNIT	ROW SPACE	BOX WORKING WIDTH	NUMBER OF BLADE PER BOX	WORKING DEPTH	TRANSPORT WIDTH	WEIGHT	POWER REQUIREMENT
	pcs	cm	cm	pcs	cm	cm	kg	hp
ACM-SFK7	5 COMPLETE 2 HALF	70/75	50	16	10	300	1260	80-100

ROTOKUL-300



ROTOKUL-420



ROTOKUL-K620



TECHNICAL SPECIFICATIONS

STANDARD



Mechanical Safety - Transport Safety Lock On Wings

STANDARD



Ø540 Mm Star With 16 Pcs Exchangeable Blades

STANDARD



Balance Wheels

STANDARD



150x100 Double Frame

STANDARD



Spring Holders With Star Arms

STANDARD

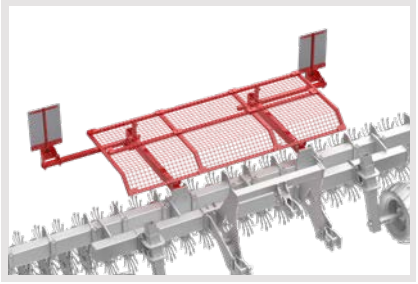

Tractor Cabin Protection

OPTIONAL



Traffic Kit - Bicma Reflector + Polish Ledlight

MODEL	NUMBER OF STARS	FRAME TYPE	ROW SPACE	WORKING WIDTH	TRANSPORT WIDTH	WEIGHT
	pcs		cm	cm	cm	kg
ROTOKUL-300	32	FIXED	9	300	300	600
ROTOKUL-420	47	FIXED	9	420	420	945
ROTOKUL-K420	47	FOLDABLE	9	420	300	1365
ROTOKUL-K620	67	FOLDABLE	9	620	300	1685

OYTUN

ROTARY TILLER



OYTUN-K

FOLDABLE ROTARY TILLER



TECHNICAL SPECIFICATIONS

STANDARD



Variable Ratio Gearbox

STANDARD



Side Gears

STANDARD



Shaft With Protection

STANDARD



Italian Made Blades

STANDARD



Tailgate

OPTIONAL



Track Eradicator

OPTIONAL



Cage Roller

OPTIONAL



Packer Roller

OPTIONAL



Rear Attachment Drawbar

OPTIONAL



Hydraulic Depth Adjustmen On Roller

OPTIONAL



Traffic Kit - Bicma Reflector + Polish Ledlight

MODEL	NUMBER OF BLADE	WORKING DEPTH	WORKING WIDTH	TRANSPORT WIDTH	WEIGHT-CAGE ROLLER	WEIGHT-PACKER ROLLER	POWER REQUIREMENT
	pcs	cm	cm	cm	kg	kg	hp
OYTUN-215	48	15	215	230	912	1052	60-70
OYTUN-240	54	15	240	255	1065	1148	70-80
OYTUN-265	60	15	265	280	1160	1286	75-85
OYTUN-290	66	15	290	305	1250	1345	85-95
OYTUN-315	72	15	315	330	1350	1474	90-110
OYTUN-340	78	15	340	355	1518	1625	110-120
OYTUN-365	84	15	365	380	1597	1700	120-140
OYTUN-390	90	15	390	405	1667	1800	140-150
OYTUN-430	96	15	430	445	1792	1925	160-170

STANDARD



Track Eradicator

STANDARD



Variable Ratio Gearbox

STANDARD



Side Gears

MODEL	NUMBER OF BLADE	WORKING DEPTH	WORKING WIDTH	TRANSPORT WIDTH	WEIGHT-CAGE ROLLER	WEIGHT-PACKER ROLLER	POWER REQUIREMENT
	pcs	cm	cm	cm	kg	kg	hp
OYTUN-K480	108	15	480	300	2900	3000	160-180
OYTUN-K530	120	15	530	300	3010	3250	180-220
OYTUN-K580	132	15	580	300	3200	3450	220-300
OYTUN-K630	144	15	630	300	3360	3600	300-350

ONGUN

POWER HARROW



OYTUN-BK

WITH LATERAL ADJUSTMENT



OYTUN-B

FIXED FRAME



TECHNICAL SPECIFICATIONS

STANDARD



Packer Roller

STANDARD



Mechanical Depth Adjustment

STANDARD



2 Blades Rotor

OPTIONAL



Seeder Attachment

MODEL	NUMBER OF BLADE	WORKING WIDTH	TRANSPORT WIDTH	WORKING DEPTH	WEIGHT	POWER REQUIREMENT
	pcs	cm	cm	cm	kg	Hp
ONGUN-250	10	250	258	30	1140	100-110 Hp
ONGUN-300	12	300	307	30	1320	110-130 Hp
ONGUN-350	14	350	359	30	1480	130-150 Hp
ONGUN-400	16	400	413	30	1690	160-200 Hp

STANDARD



Rotary Tiller With Lateral Adjustment

STANDARD



Depth Adjustment Legs

STANDARD



Italian Made Blades

STANDARD



Side Gears

STANDARD



Shaft With Protection

STANDARD



Tailgate

STANDARD



Fixed Ratio Gearbox

OPTIONAL



Variable Ratio Gearbox

MODEL	NUMBER OF BLADE	WORKING DEPTH	WORKING WIDTH	TRANSPORT WIDTH	WEIGHT	SHIFT CAPACITY	POWER REQUIREMENT
	pcs	cm	cm	cm	kg	cm	hp
OYTUN-BK165	36	15	151	176	440	22 <> 22	35-40
OYTUN-BK190	42	15	176	201	520	22 <> 22	45-55
OYTUN-BK215	48	15	201	226	550	22 <> 22	55-65
OYTUN-BK240	54	15	226	251	610	22 <> 22	65-75
OYTUN-B165	36	15	151	176	410	-	35-40
OYTUN-B190	42	15	176	201	445	-	45-55
OYTUN-B215	48	15	201	226	475	-	55-65
OYTUN-B240	54	15	226	251	545	-	65-75

SPARK



STRIP-TILL



TECHNICAL SPECIFICATIONS

STANDARD



5 Belt Transmission

STANDARD



Blades

STANDARD



Gearbox

OPTIONAL



Foldable Tyres

OPTIONAL



Roller

OPTIONAL



5+5 Belt Double Drive

MODEL	P.T.O.	NUMBER OF BLADES	WORKING WIDTH	TRANSPORT WIDTH	WEIGHT	NUMBER OF BELT	POWER REQUIREMENT
	rpm		cm	cm	kg	pcs	hp
SPARK-2400	750	48	230	265	750	6	70-80
SPARK-3200	750	72	310	345	1290	6 - 10	100-120

STANDARD



Hydraulic Acumulator for Legs

STANDARD



Guiding Wheel

STANDARD



Row Unit Guiding Discs

STANDARD



Roller

STANDARD



Hydropneumatic Legs

STANDARD



Trash Wheel

MODEL	NUMBER OF ROW UNIT	WORKING DEPTH	ROW SPACE	WEIGHT	TRANSPORT WIDTH	POWER REQUIREMENT
		cm	cm	kg	cm	hp
SRV-4	4	30	70-75	1665	300-330	120-150
SRV-6	6	30	70-75	2650	400-430	180-230

PGD-H / PGD-N / PGD-B

TRAILED TYPE DISCHARROW

PGD-H

LIGHT FRAME



PGD-N

MEDIUM FRAME



PGD-B

HEAVY FRAME



TECHNICAL SPECIFICATIONS

STANDARD



Cemented Scrapers

STANDARD



Long Life Bearing

STANDARD



Balance Arm

STANDARD



Furrow Closer

STANDARD



Adjustable Tool Bar

OPTIONAL



Hydraulic Angle Adjustment

MODEL	NUMBER OF DISCS	DISC DIMENSION	DISC TO DISC DISTANCE	NUMBER OF BEARING	FRAME SIZE	WEIGHT	WORKING WIDTH	TRANSPORT WIDTH	POWER REQUIREMENT
	pcs	mm	cm	pcs	cm	kg	cm	cm	hp
PGD-H28	28	460 x 3,5 / 510 x 4	18	8	100 x 100 x 6	1090	252	273	70-80
PGD-H32	32	460 x 3,5 / 510 x 4	18	8	100 x 100 x 6	1220	288	309	80-90
PGD-H36	36	460 x 3,5 / 510 x 4	18	12	100 x 100 x 8	1305	324	345	100-120
PGD-H40	40	460 x 3,5 / 510 x 4	18	12	100 x 100 x 8	1335	360	381	120-140
PGD-H44	44	460 x 3,5 / 510 x 4	18	12	100 x 100 x 8	1410	396	417	140-150
PGD-H48	48	460 x 3,5 / 510 x 4	18	12	150 x 100 x 8	1580	432	453	150-170

MODEL	NUMBER OF DISCS	DISC DIMENSION	DISC TO DISC DISTANCE	NUMBER OF BEARING	FRAME SIZE	WEIGHT	WORKING WIDTH	TRANSPORT WIDTH	POWER REQUIREMENT
	pcs	mm	cm	pcs	cm	kg	cm	cm	hp
PGD-N18	18	560x4,5 / 610x5 / 660x6	22	4	100 x 150 x 6	1460	198	234	70-80
PGD-N20	20	560x4,5 / 610x5 / 660x6	22	6	100 x 150 x 6	1655	220	256	90-100
PGD-N22	22	560x4,5 / 610x5 / 660x6	22	8	100 x 150 x 6	1880	242	278	100-110
PGD-N24	24	560x4,5 / 610x5 / 660x6	22	8	100 x 150 x 6	1990	264	300	110-120

MODEL	NUMBER OF DISCS	DISC DIMENSION	DISC TO DISC DISTANCE	NUMBER OF BEARING	FRAME SIZE	WEIGHT	WORKING WIDTH	TRANSPORT WIDTH	POWER REQUIREMENT
	pcs	mm	cm	pcs	cm	kg	cm	cm	hp
PGD-B18	18	560x4,5 /610x5/660x6	22	4	100 x 200 x 6	1680	198	234	80-90
PGD-B20	20	560x4,5 /610x5/660x6	22	6	100 x 200 x 6	1760	220	256	90-100
PGD-B22	22	560x4,5 /610x5/660x6	22	8	100 x 200 x 6	1840	242	278	100-110
PGD-B24	24	560x4,5 /610x5/660x6	22	8	100 x 200 x 6	1915	264	300	110-120
PGD-B26	26	560x4,5 /610x5/660x6	22	8	100 x 200 x 6	1995	286	322	120-130
PGD-B28	28	560x4,5 /610x5/660x6	22	8	100 x 200 x 6	2065	308	344	130-140
PGD-B30	30	560x4,5 /610x5/660x6	22	8	100 x 200 x 6	2200	330	366	140-150
PGD-B32	32	560x4,5 /610x5/660x6	22	8	100 x 200 x 8	2350	352	388	160-170
PGD-B32	32	560x4,5 /610x5/660x6	22	8	100 x 200 x 8	2410	352	388	160-170
PGD-B34	34	560x4,5 /610x5/660x6	22	12	100 x 200 x 8	2510	374	410	170-180
PGD-B36	36	560x4,5 /610x5/660x6	22	12	100 x 200 x 8	2680	396	432	180-190
PGD-B38	38	560x4,5 /610x5/660x6	22	12	100 x 200 x 8	2750	418	454	190-200

COMBIDISC

DISC CULTIVATOR

COMBIDISC

TRAILED DISCHARROW WITH SEEDER ATTACHMENT





TECHNICAL SPECIFICATIONS

STANDARD



Mechanical Angle Adjustment

STANDARD



Side Deflector

STANDARD



Rubber Suspension

STANDARD



Adjustable Side Discs

STANDARD



Tyre Roller

STANDARD



Seeder Attachment

STANDARD



Maintenance Bearing

OPTIONAL



Maintenance Free Bearing Made By FKL

OPTIONAL



Razor Disc - 560X5 mm

MODEL	NUMBER OF DISCS	DISC DIMENSION	WORKING WIDTH	TRANSPORT WIDTH	WEIGHT	POWER REQUIREMENT
	pcs	mm	cm	cm	kg	hp
COMBODISC-T300	24	510X4,0 / 560X4,5	300	310	2500	100-130

EVODISC

DISC CULTIVATOR

EVODISC

THREE POINT LINKAGE-FIXED FRAME



EVODISC-T

TRAILED TYPE-FIXED FRAME



TECHNICAL SPECIFICATIONS

STANDARD



Mechanical Angle Adjustment

STANDARD



Side Deflector

STANDARD



Rubber Suspension

STANDARD

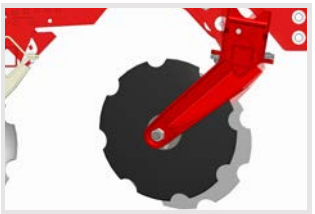

Adjustable Side Discs

STANDARD



Shorter Machine,Less Puissance requise

OPTIONAL



Cage Roller - 500 MM

OPTIONAL



Double Cage Roller

OPTIONAL



Single U Type Roller - 500 MM

OPTIONAL



Double U Type Roller

OPTIONAL



Packer Roller - 460 MM

OPTIONAL



Rubber Roller - 600 MM

OPTIONAL



V Type Roller - 500 MM

MODEL	NUMBER OF DISCS	DISC DIMENSION	WORKING WIDTH	TRANSPORT WIDTH	WEIGHT	POWER REQUIREMENT
	pcs	mm	cm	cm	kg	hp
EVODISC-250	20	510X4,0 / 560X4,5	250	280	1410	90-100
EVODISC-300	24	510X4,0 / 560X4,5	300	300	1590	100-110
EVODISC-350	28	510X4,0 / 560X4,5	350	380	1835	120-140
EVODISC-400	32	510X4,0 / 560X4,5	400	430	2100	140-160

MODEL	NUMBER OF DISCS	DISC DIMENSION	WORKING WIDTH	TRANSPORT WIDTH	WEIGHT	POWER REQUIREMENT
	pcs	mm	cm	cm	kg	hp
EVODISC-250X	20	610X5	250	280	1550	90-100
EVODISC-300X	24	610X5	300	300	1750	100-110
EVODISC-350X	28	610X5	350	380	2000	120-140
EVODISC-400X	32	610X5	400	430	2300	140-160

MODEL	NUMBER OF DISCS	DISC DIMENSION	WORKING WIDTH	TRANSPORT WIDTH	WEIGHT	POWER REQUIREMENT
	pcs	mm	cm	cm	kg	hp
EVODISC-T250	20	510X4,0 / 560X4,5	250	280	2250	90-100
EVODISC-T300	24	510X4,0 / 560X4,5	300	300	2450	100-110
EVODISC-T350	28	510X4,0 / 560X4,5	350	380	2650	120-140
EVODISC-T400	32	510X4,0 / 560X4,5	400	430	2960	140-160

EVODISC

DISC CULTIVATOR

EVODISC-K

THREE POINT LINKAGE-FOLDABLE FRAME



EVODISC-TK

TRAILED TYPE-FOLDABLE FRAME



TECHNICAL SPECIFICATIONS

STANDARD



Mechanical Angle Adjustment

STANDARD



Side Deflector

STANDARD



Rubber Suspension

STANDARD



Adjustable Side Discs

STANDARD



Hydraulic Roller Depth Adjustment

OPTIONAL



Cage Roller - 500 MM

OPTIONAL



Double Cage Roller

OPTIONAL



Single U Type Roller - 500 MM

OPTIONAL



Double U Type Roller

OPTIONAL



Packer Roller - 460 MM

OPTIONAL



Rubber Roller - 600 MM

OPTIONAL



V Type Roller - 500 MM

MODEL	NUMBER OF DISCS	DISC DIMENSION	WORKING WIDTH	TRANSPORT WIDTH	WEIGHT	POWER REQUIREMENT
	pcs	mm	cm	cm	kg	hp
EVODISC-K400	32	510X4,0 / 560X4,5	400	300	3000	170-190
EVODISC-K450	36	510X4,0 / 560X4,5	450	450	3200	200-240
EVODISC-K500	40	510X4,0 / 560X4,5	500	300	3350	250-280
EVODISC-K600	48	510X4,0 / 560X4,5	600	300	4100	290-350

MODEL	NUMBER OF DISCS	DISC DIMENSION	WORKING WIDTH	TRANSPORT WIDTH	WEIGHT	POWER REQUIREMENT
	pcs	mm	cm	cm	kg	hp
EVODISC-K400X	32	610X5	400	300	3200	170-190
EVODISC-K450X	36	610X5	450	450	3400	200-240
EVODISC-K500X	40	610X5	500	300	3600	250-280
EVODISC-K600X	48	610X5	600	300	4400	290-350

MODEL	NUMBER OF DISCS	DISC DIMENSION	WORKING WIDTH	TRANSPORT WIDTH	WEIGHT	POWER REQUIREMENT
	pcs	mm	cm	cm	kg	hp
EVODISC-TK400	32	510X4,0 / 560X4,5	400	300	3800	170-190
EVODISC-TK450	36	510X4,0 / 560X4,5	450	450	4000	200-240
EVODISC-TK500	40	510X4,0 / 560X4,5	500	300	4245	250-280
EVODISC-TK600	48	510X4,0 / 560X4,5	600	300	4800	290-350

ACD / CHD / VVY

MOUNTED V TYPE DISCHARROW

ACD

MOUNTED V TYPE DISCHARROW



CHD

MOUNTED V TYPE HEAVY DISCHARROW



VVY

MOUNTED SINGLE LINE DISCHARROW



TECHNICAL SPECIFICATIONS

STANDARD



Cemented Scrapers

STANDARD



Long Life Bearing

STANDARD



Mounted And Trailed Working

STANDARD



Furrow Closer

STANDARD



Adjustable Tool Bar

STANDARD



Hydraulic Angle Adjustment

MODEL	NUMBER OF DISCS	DISC DIMENSION	DISC TO DISC DISTANCE	NUMBER OF BEARING	FRAME SIZE	WEIGHT	WORKING WIDTH	TRANSPORT WIDTH	POWER REQUIREMENT
	pcs	mm	cm	pcs	cm	kg	cm	cm	hp
ACD-22	22	460 x 3,5 / 510 x 4,00	18	8	80 x 100 x 5	615	198	219	50-60
ACD-24	24	460 x 3,5 / 510 x 4,00	18	8	80 x 100 x 5	665	216	237	50-60
ACD-28	28	460 x 3,5 / 510 x 4,00	18	8	80 x 100 x 5	715	252	273	70-80
ACD-32	32	460 x 3,5 / 510 x 4,00	18	8	80 x 100 x 5	785	288	309	80-90
ACD-B32	32	460 x 3,5 / 510 x 4,00	18	8	80 x 100 x 5	850	288	309	80-90
ACD-36	36	460 x 3,5 / 510 x 4,00	18	12	100 x 100 x 6	920	324	345	90-100
ACD-40	40	460 x 3,5 / 510 x 4,00	18	12	100 x 100 x 6	990	360	381	110-120
ACD-44	44	460 x 3,5 / 510 x 4,00	18	12	100 x 100 x 6	1060	396	417	120-140

MODEL	NUMBER OF DISCS	DISC DIMENSION	DISC TO DISC DISTANCE	NUMBER OF BEARING	FRAME SIZE	WEIGHT	WORKING WIDTH	TRANSPORT WIDTH	POWER REQUIREMENT
	pcs	mm	cm	pcs	cm	kg	cm	cm	hp
CHD-16	16	560x4, /610x5 /660x6	22	4	100x100x6	866	176	215	60-70
CHD-18	18	560x4, /610x5 /660x6	22	4	100x100x6	985	198	237	70-80
CHD-20	20	560x4, /610x5 /660x6	22	6	100x100x6	1906	220	259	80-90
CHD-22	22	560x4, /610x5 /660x6	22	8	100x100x6	1223	242	281	90-100
CHD-24	24	560x4, /610x5 /660x6	22	8	100x100x6	1345	264	303	100-110
CHD-26	26	560x4, /610x5 /660x6	22	8	100x100x8	1564	286	325	110-120
CHD-28	28	560x4, /610x5 /660x6	22	8	100x100x8	1794	308	347	120-130

MODEL	NUMBER OF DISCS	DISC DIMENSION	DISC TO DISC DISTANCE	NUMBER OF BEARING	FRAME SIZE	WEIGHT	WORKING WIDTH	TRANSPORT WIDTH	POWER REQUIREMENT
	pcs	mm	cm	pcs	cm	kg	cm	cm	hp
VVY-8	8	560 x 4,5	22	2	100 x 100 x 6	550	176	310	50-60
VVY-9	9	560 x 4,5	22	2	100 x 100 x 6	580	198	238	50-60
VVY-10	10	560 x 4,5	22	2	100 x 100 x 6	620	220	270	60-70
VVY-11	11	560 x 4,5	22	3	100 x 100 x 6	650	242	285	70-80
VVY-12	12	560 x 4,5	22	3	100 x 100 x 6	690	264	300	80-90
VVY-13	13	560 x 4,5	22	3	100 x 100 x 6	730	286	330	90-100
VVY-14	14	560 x 4,5	22	4	100 x 100 x 6	765	308	360	100-110
VVY-15	15	560 x 4,5	22	4	100 x 100 x 6	795	330	370	110-120
VVY-16	16	560 x 4,5	22	4	100 x 100 x 6	820	352	400	120-130

EVOKUL

CULTIVATOR





TECHNICAL SPECIFICATIONS

STANDARD



70x25 mm Leg With Double Spring

STANDARD

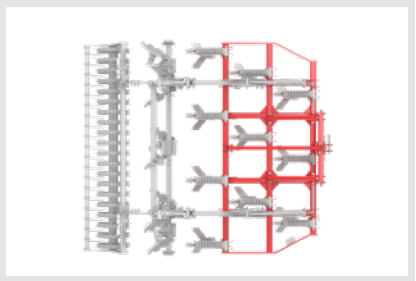

3 Line Frame

STANDARD



510 x 4 mm Levelling Discs With Paralelogram Arms

STANDARD



Spare Pins

STANDARD



Hydraulic Adjustment On Roller

STANDARD

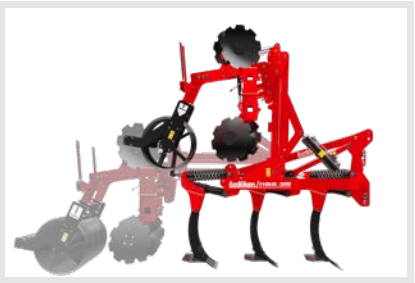

Foldable Discs And Roller

OPTIONAL



Free Maintanence Roller Hub - Made in FKL

OPTIONAL



Free Maintanence Hub - Made in FKL

OPTIONAL



Cage Roller 600 mm

OPTIONAL



V Type Roller 600 mm

MODEL	NUMBER OF LEGS	WORKING DEPTH	WORKING WIDTH	TRANSPORT WIDTH	WIEGHT - 600 MM CAGE ROLLER	WIEGHT - 600 MM "V" RING ROLLER	POWER REQUIREMENT
	pcs	cm	cm	cm	kg	kg	hp
EVOKUL-3010	10	35	300	300	1950	2100	140-200
EVOKUL-3011	11	35	300	300	2010	2160	160-220

EPSOM

CHISEL SUBSOILER

EPSOM

2 LINE FRAME



WORKING DEPTH
35 cm

UNDER BEAM CLEARANCE
75 cm

EPSOM

3 LINE FRAME



TECHNICAL SPECIFICATIONS

STANDARD



Security Pin

"When excessive pressure is placed on the legs, the pin positioned at the front breaks, allowing it to function without harming the legs, even in the toughest soil conditions."

OPTIONAL



270 Mm Packer Roller

OPTIONAL



460 Mm Packer Roller

OPTIONAL



Double 140 Mm Spike Roller

STANDARD



Unfolded Roller

OPTIONAL



Foldable Roller

Shorter Machine,Less Power Requirment

STANDARD

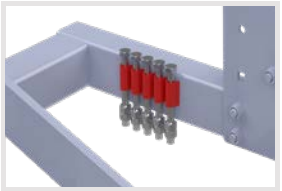

Spare Pins

STANDARD



Leg

MODEL	NUMBER OF LEGS	WORKING WIDTH	TRANSPORT WIDTH	WEIGHT				POWER REQUIREMENT
	pcs	cm	cm	kg	270 mm	460 mm	140 mm	hp
EPSOM-205	5	170	190	500				50-70
EPSOM-207	7	220	240	600				70-80
EPSOM-209	9	270	290	680				80-100
EPSOM-211	11	320	340	835				100-120
EPSOM-R205	5	170	190		650 kg	700 kg	680 kg	50-70
EPSOM-R207	7	220	240		800 kg	880 kg	850 kg	70-80
EPSOM-R209	9	270	290		950 kg	1050 kg	1000 kg	80-100
EPSOM-R211	11	320	340		1135 kg	1350 kg	1200 kg	100-120

MODEL	NUMBER OF LEGS	WORKING WIDTH	TRANSPORT WIDTH	WEIGHT				POWER REQUIREMENT
	pcs	cm	cm	kg	270 mm	460 mm	140 mm	hp
EPSOM-309	9	220	240	850				80-135
EPSOM-311	11	270	290	950				100-165
EPSOM-313	13	320	340	1050				115-195
EPSOM-315	15	370	390	1180				135-225
EPSOM-317	17	420	440	1300				150-255
EPSOM-R309	9	220	240		1200 kg	1350 kg	1300 kg	80-135
EPSOM-R311	11	270	290		1350 kg	1550 kg	1480 kg	100-165
EPSOM-R313	13	320	340		1550 kg	1800 kg	1710 kg	115-195
EPSOM-R315	15	370	390		1750 kg	2050 kg	1940 kg	135-225
EPSOM-R317	17	420	440		2070 kg	2420 kg	2290 kg	150-255

EPSOM-S

CHISEL SUBSOILER WITH SPRING

EPSOM-S

2 LINE FRAME



WORKING DEPTH
35 cm

UNDER BEAM CLEARANCE
75 cm

EPSOM-S

3 LINE FRAME



TECHNICAL SPECIFICATIONS

STANDARD



Spare Pin

OPTIONAL



270 Mm Packer Roller

OPTIONAL



460 Mm Packer Roller

OPTIONAL



Double 140 Mm Spike Roller

STANDARD



Unfolded Roller

OPTIONAL



Foldable Roller

Shorter Machine,Less Power Requirment

STANDARD



STANDARD



Cast Iron Legs

MODEL	NUMBER OF LEGS	WORKING WIDTH	TRANSPORT WIDTH	WEIGHT				POWER REQUIREMENT
	pcs	cm	cm	kg	270 mm	460 mm	140 mm	hp
EPSOM-S205	5	170	190	650				70-90
EPSOM-S207	7	220	240	825				90-110
EPSOM-S209	9	270	290	1000				110-130
EPSOM-S211	11	320	340	1225				130-150
EPSOM-SR205	5	170	190		850 kg	950 kg	900 kg	70-90
EPSOM-SR207	7	220	240		1075 kg	1175 kg	1125 kg	90-110
EPSOM-SR209	9	270	290		1300 kg	1400 kg	1350 kg	110-130
EPSOM-SR211	11	320	340		1550 kg	1700 kg	1650 kg	130-150

MODEL	NUMBER OF LEGS	WORKING WIDTH	TRANSPORT WIDTH	WEIGHT				POWER REQUIREMENT
	pcs	cm	cm	kg	270 mm	460 mm	140 mm	hp
EPSOM-S309	9	220	240	1050				115-160
EPSOM-S311	11	270	290	1300				140-200
EPSOM-S313	13	320	340	1500				170-235
EPSOM-S315	15	370	390	1800				195-270
EPSOM-S317	17	420	440	2100				220-310
EPSOM-SR309	9	220	240		1350 kg	1500 kg	1450 kg	115-160
EPSOM-SR311	11	270	290		1600 kg	1800 kg	1730 kg	140-200
EPSOM-SR313	13	320	340		1900 kg	2150 kg	2060 kg	170-235
EPSOM-SR315	15	370	390		2200 kg	2510 kg	2390 kg	195-270
EPSOM-SR317	17	420	440		2500 kg	2870 kg	2720 kg	220-310

CGM

SUBSOILERS

WORKING DEPTH
45 cm

UNDER BEAM CLEARANCE
80 cm



TECHNICAL SPECIFICATIONS

STANDARD



Double Spike 140 Mm Rollers

STANDARD



Bolt-Joined Frame

STANDARD



Spare Pin

STANDARD



Hydraulic Depth Adjustment

STANDARD



Ucf Bearing With Dust Cap

OPTIONAL



Side deflector

STANDARD

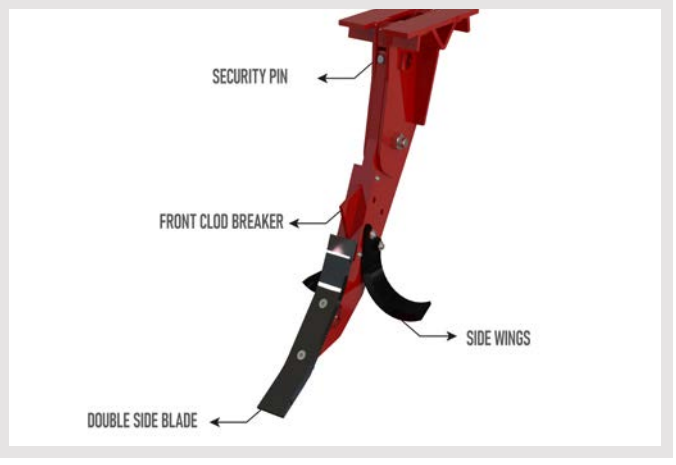

ST-52 Quality St-52 Quality Legs

MODEL	NUMBER OF LEGS	WEIGHT	WORKING WIDTH	TRANSPORT WIDTH	POWER REQUIREMENT
	pcs	kg	cm	cm	hp
CGM-3	3	700	190	200	90-110
CGM-5	5	1050	250	260	110-130
CGM-7	7	1350	300	320	140-170

BOLTAN



WORKING DEPTH
55 cm

UNDER BEAM CLEARANCE
80 cm

BOLTAN-PRO



TECHNICAL SPECIFICATIONS

STANDARD



Bolt-Joined Frame

STANDARD



Hardox Made Legs

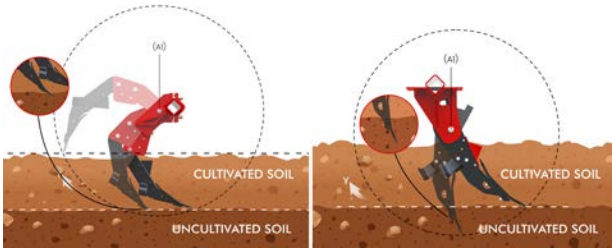

Patented Leg Protection System
Thanks To The Patented Center Of Rotation, When The Safety Pin Breaks, The Leg Is Released Without Entering The Ground To Prevent Any Damage To The Leg And Body.

STANDARD



Double 140 Mm Spike Roller

STANDARD

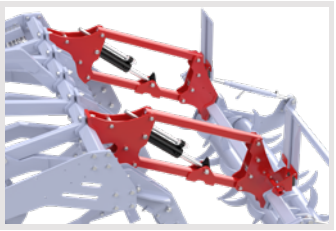

Paralelogram Roller Connection

STANDARD



Spare Pin

OPTIONAL



Side deflector

STANDARD



Hydraulic Acumulator

STANDARD



Hydropneumatic Protected Legs
Hydropneumatic safety system for non-stop usage.

OPTIONAL



Traffic Kit - Bicma Reflector + Polish Ledlight

MODEL	NUMBER OF LEGS	WEIGHT	WORKING WIDTH	TRANSPORT WIDTH	POWER REQUIREMENT
	pcs	kg	cm	cm	hp
BOLTAN-545	5	1378	225	225	120-140
BOLTAN-745	7	1650	315	300	160-190
BOLTAN-945	9	1900	405	400	220-260
BOLTAN-PRO560	5	1680	300	285	130-150
BOLTAN-PRO760	7	2044	420	405	170-200
BOLTAN-PRO960	9	2400	540	525	230-270

FDP



FDP-OM



TECHNICAL SPECIFICATIONS

OPTIONAL



Ondule Roller

STANDARD



Depth Adjustment Wheel

STANDARD



Boron Steel Legs

OPTIONAL



Traffic Kit - Bicma Reflector + Polish Ledlight

MODEL	NUMBER OF LEGS	ROW SPACE	FRAME SIZE	WEIGHT	WORKING WIDTH	TRANSPORT WIDTH	POWER REQUIREMENT
	pcs	cm	cm	kg	cm	cm	hp
FDP-2	2	50	120 x 120 x 8	575	140	160	70-80
FDP-4	4	50	120 x 120 x 8	860	230	250	110-140
FDP-6	6	50	120 x 120 x 8	1145	330	350	180-200
FDP-8	8	50	120 x 120 x 8	1445	430	450	230-260
FDP-10	10	50	120 x 120 x 8	2340	530	550	300-350
FDP-12	12	50	120 x 120 x 8	2640	630	650	350-400
FDP-OM2	2	50	120 x 120 x 8	665	140	160	70-80
FDP-OM4	4	50	120 x 120 x 8	1310	230	250	110-140
FDP-OM6	6	50	120 x 120 x 8	1685	330	350	180-200
FDP-OM8	8	50	120 x 120 x 8	3160	430	450	230-260
FDP-OM10	10	50	120 x 120 x 8	3920	530	550	300-350
FDP-OM12	12	50	120 x 120 x 8	4750	630	650	350-400

RC

CAMBRIDGE ROLLER

RC

MOUNTED - FIXED FRAME



RC

TRAILED - FIXED FRAME



RC-K

TRAILED - FOLDABLE



TECHNICAL SPECIFICATIONS

STANDARD



500 Mm Rollers

STANDARD



Ucf Type Bearings

STANDARD



40 Mm Drawbar

OPTIONAL

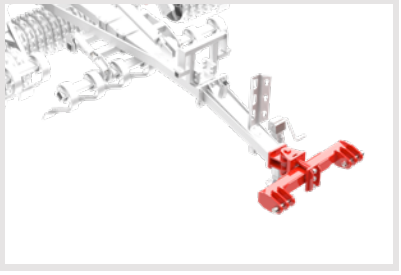

Semi Trailed Drawbar

OPTIONAL



Plastic Wedge

OPTIONAL



Traffic Kit - Bicma Reflector + Polish Ledlight

OPTIONAL

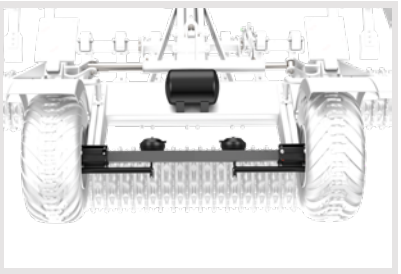

Air Brake

OPTIONAL



Levelling Blades

MODEL	ROLLER DIMENSION	WEIGHT		WORKING WIDTH	TRANSPORT WIDTH	POWER REQUIREMENT
	cm	without wheels	with wheels	cm	cm	hp
RC-260	50	930 kg	1145 kg	260	290	50-110
RC-290	50	1020 kg	1236 kg	290	320	60-110
RC-320	50	1100 kg	1320 kg	320	350	50-110
RC-350	50	1270 kg	1510 kg	350	390	60-70
RC-380	50	1360 kg	1600 kg	380	420	70-80
RC-410	50	1460 kg	1700 kg	410	460	80-90

MODEL	ROLLER DIMENSION	WEIGHT	WORKING WIDTH	TRANSPORT WIDTH	POWER REQUIREMENT
	cm	kg	cm	cm	hp
RC-K630	50	3660	630	250	70-90
RC-K830	50	4100	830	250	90-100
RC-K950	50	4645	950	250	100-120

GZ

ROLLER

GZ

MOUNTED-FIXED FRAME



GZ

TRAILED-FIXED FRAME



GZ-K

TRAILED - FOLDABLE



TECHNICAL SPECIFICATIONS

Double Cambridge Roller



Double Row Mud-Retaining Cast Iron Rollers

STANDARD



Protected Bearings

OPTIONAL



Traffic Kit - Bicma Reflector + Polish Ledlight

MODEL	ROLLER DIMENSION	WEIGHT		WORKING WIDTH	TRANSPORT WIDTH	POWER REQUIREMENT
	cm	without wheels	with wheels	cm	cm	hp
GZ-250	50	900 kg	1120 kg	250	290	50-60
GZ-280	50	980 kg	1190 kg	280	320	50-60
GZ-310	50	1050 kg	1270 kg	310	350	50-60
GZ-350	50	1220 kg	1460 kg	350	390	60-70
GZ-380	50	1300 kg	1550 kg	380	420	70-80
GZ-420	50	1400 kg	1640 kg	420	460	80-90

MODEL	ROLLER DIMENSION	WEIGHT	WORKING WIDTH	TRANSPORT WIDTH	POWER REQUIREMENT
	cm	kg	cm	cm	hp
GZ-K400	50	2250	400	250	70-100
GZ-K450	50	2450	450	250	70-100
GZ-K500	50	2575	500	250	70-100
GZ-K550	50	2825	550	250	70-100
GZ-K600	50	3075	600	250	70-100
GZ-K650	50	3150	650	250	70-100

FESTINA

VIBROCULTIVADOR

FESTINA

FIXED FRAME – SUSPENDED



FESTINA-K

TRAILED – FOLDABLE

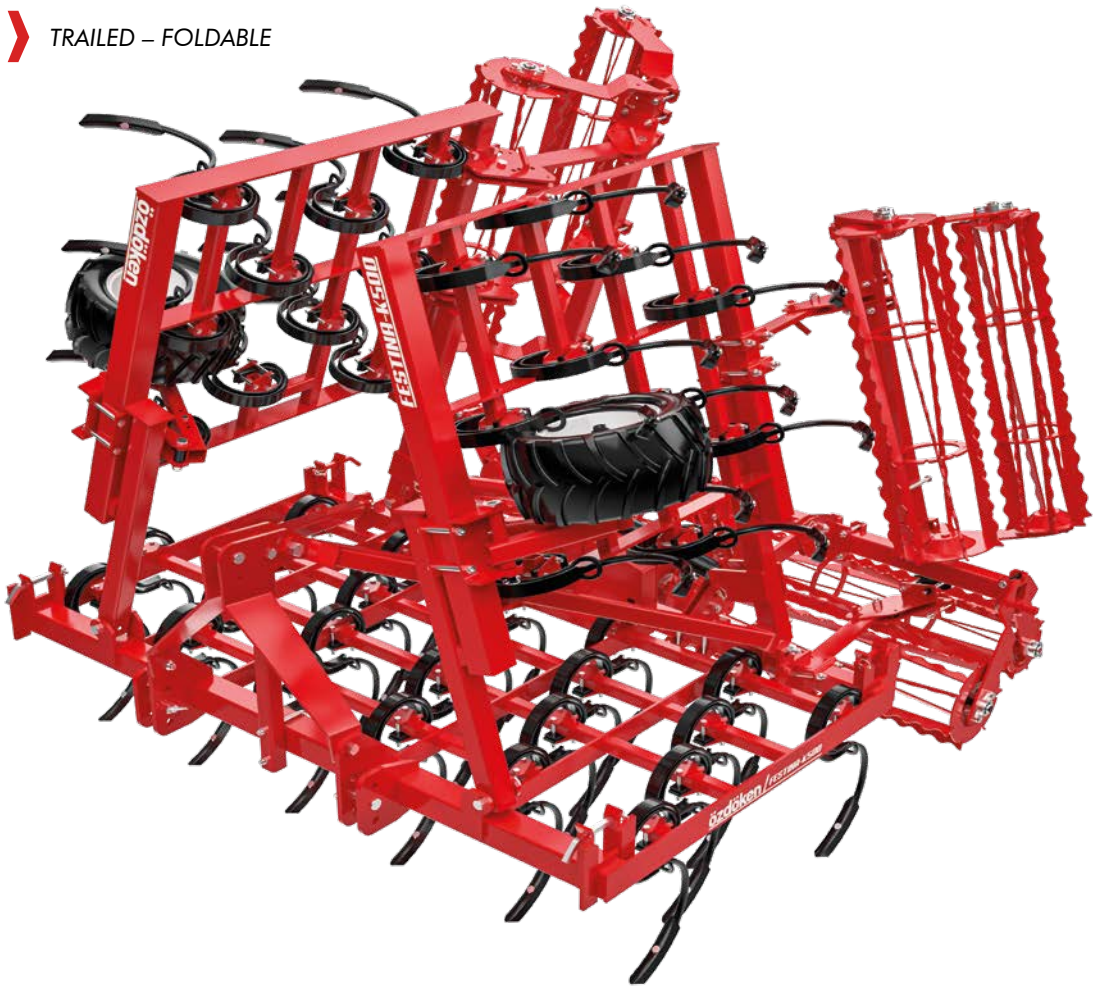

TECHNICAL SPECIFICATIONS







STANDARD



Roller

MODEL	NUMBER OF LEGS	ROW SPACE	WORKING WIDTH	TRANSPORT WIDTH	WIEGHT	POWER REQUIREMENT
	pcs	cm	cm	cm	kg	hp
FESTINA-250	22	12	250	250	680	60-70
FESTINA-300	26	12	300	300	770	70-80
FESTINA-350	30	12	350	350	830	90-110
FESTINA-400	34	12	400	400	970	120-130

MODEL	NUMBER OF LEGS	ROW SPACE	WORKING WIDTH	TRANSPORT WIDTH	WIEGHT	POWER REQUIREMENT
	pcs	cm	cm	cm	kg	hp
FESTINA-K400	35	12	400	250	1235	120-140
FESTINA-K500	43	12	500	250	1300	150-170
FESTINA-K600	53	12	600	250	1840	180-200
FESTINA-K700	61	12	700	250	2064	230-280
FESTINA-K800	69	12	800	250	2250	250-300

NOTES:

11-2026

Horozluhanosb Mahallesi Güvençli Sokak No:5/1
KONYA/TÜRKİYE
Telephone: +90 332 **251 67 20** (pbx)
***ozdoken**.com.tr*