

**RC**

MERDANE

**RC-U**

3 Askılı - Sabit Şase



**RC-T**

Çekilir - Sabit Şase



**RC**

Çekilir - Katlanır Şase



HUBUBAT  
MİBZERLERİ


HAVALI  
MİBZERLER

ÇAPA  
GRUBU

TOPRAK  
İŞLEME


# TEKNİK ÖZELLİKLER

▶ STANDART




500 mm Çelik Döküm Merdaneler

▶ STANDART




UCF Tipi Yatak

▶ STANDART



Yay Çeliği Toprak Tesviye Kiti

▶ STANDART



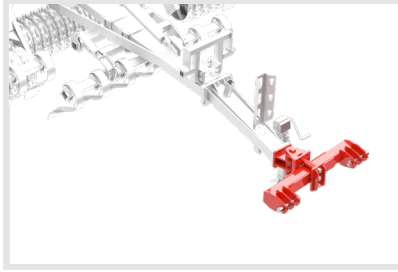
Hava Frenli Dingil

▶ STANDART




Lastik Takozu

▶ STANDART



Üç Askı Alt Bağlantı Çeki Kolu

▶ STANDART



40 mm Çeki Oku

MODEL	MERDANE ÇAPI	AĞIRLIK	TASIMA GENİŞLİĞİ	ÇALIŞMA GENİŞLİĞİ	GEREKLİ GÜÇ
	cm	kg	cm	cm	hp
RC-U250	50	1015	265	250	50-60
RC-U280	50	1085	312	280	50-60
RC-U300	50	1130	332	300	50-60
RC-U320	50	1180	352	320	60-70
RC-U350	50	1255	382	350	70-80
RC-U400	50	1335	432	400	80-90
RC-T250	50	1130	265	250	50-60
RC-T280	50	1190	312	280	50-60
RC-T300	50	1250	332	300	50-60
RC-T320	50	1310	352	320	60-70
RC-T350	50	1400	382	350	70-80
RC-T400	50	1585	432	400	80-90
RC-450	50	2400	240	450	60-80
RC-630	50	3200	240	630	70-90
RC-830	50	4100	240	830	80-100
RC-950	50	4840	240	950	90-110