


ACM / ACM-G

SIRA ARASI YAYLI ÇAPA MAKİNASI


ACM

SABİT ŞASE - GÜBRESİZ



ACM-G

SABİT ŞASE - GÜBRELİ



HUBUBAT
MİBZERLERİ

HAVALI
MİBZERLER

ÇAPA
GRUBU

TOPRAK
İŞLEME

TEKNİK ÖZELLİKLER

▶ STANDART



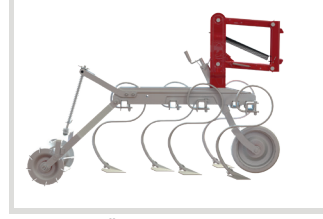
32x10 Bacaklar

▶ OPSİYONEL



45x12 Bacaklar

▶ STANDART



Paralel Kol Bağlantısı

▶ STANDART



Derinlik Teker

▶ STANDART



Demir Kılavuz Teker

▶ STANDART




Bitki Koruma Yıldızı

▶ OPSİYONEL



Merdane

▶ OPSİYONEL



Boğaz Doldurma Küreği

MODEL	ÜNİTE SAYISI	ÜNİTE ARA MESAFE	ÜNİTE BAŞI BACAĞI SAYISI	TAŞIMA GENİŞLİĞİ	AĞIRLIK	PLASTİK GÜBRE DEPOSU	METAL VEYA PASLANMAZ GÜBRE DEPOSU	JUMBO GÜBRE DEPOSU	GEREKLİ GÜÇ
		cm	adet	cm	kg	lt	lt	lt	hp
ACM-6	4 TAM 2 YARIM	45-50	3	300	590	-	-	-	50-70
ACM-G6	4 TAM 2 YARIM	45-50	3	300	840	180 LT X 2	200 LT X 2	-	60-80
ACM-7	5 TAM 2 YARIM	45-50	3	300	665	-	-	-	50-70
ACM-G7	5 TAM 2 YARIM	45	3	300	950	180 LT X 2	200 LT X 2	1000 LT X 1	60-80
ACM-G7	5 TAM 2 YARIM	50	3	330	950	180 LT X 2	200 LT X 2	1000 LT X 1	60-80
ACM-9	7 TAM 2 YARIM	45-50	3	400	975	-	-	-	70-90
ACM-G9	7 TAM 2 YARIM	45	3	400	1300	180 LT X 4	200 LT X 4	-	80-120
ACM-G9	7 TAM 2 YARIM	50	3	450	1300	180 LT X 4	200 LT X 4	-	80-120
ACM-13	11 TAM 2 YARIM	45-50	3	600	1500	-	-	-	110-130

MODEL	ÜNİTE SAYISI	ÜNİTE ARA MESAFE	TAŞIMA GENİŞLİĞİ	AĞIRLIK	ÜNİTE BAŞI BACAĞI SAYISI	PLASTİK GÜBRE DEPOSU	METAL VEYA PASLANMAZ GÜBRE DEPOSU	JUMBO GÜBRE DEPOSU	GEREKLİ GÜÇ
		cm	cm	kg	adet	lt	lt	lt	hp
ACM-G5	3 TAM 2 YARIM	70/75	300/330	770	5	180 LT x 2	200 LT x 2	1000 LT x 1	50-70
ACM-G5	3 TAM 2 YARIM	80	350	770	5	230 LT x 2	250 LT x 2	-	60-80
ACM-G5	3 TAM 2 YARIM	90	400	820	5	280 LT x 2	400 LT x 2	-	60-80
ACM-G6	4 TAM 2 YARIM	45/50	300	840	3	180 LT x 2	200 LT x 2	-	60-80
ACM-G6	4 TAM 2 YARIM	70	380	840	5	230 LT x 2	250 LT x 2	-	60-80
ACM-G7	5 TAM 2 YARIM	45/50	300/330	950	3	180 LT x 2	200 LT x 2	1000 LT x 1	60-80
ACM-G7	5 TAM 2 YARIM	70/75	430/480	1020	5	280 LT x 2	400 LT x 2	-	70-100
ACM-G7	5 TAM 2 YARIM	90	570	1200	5	180 LT x 4	200 LT x 4	-	80-110
ACM-G9	7 TAM 2 YARIM	45/50	400/450	1300	3	180 LT x 4	200 LT x 4	-	80-120
ACM-G9	7 TAM 2 YARIM	70	600	1550	5	230 LT x 4	250 LT x 4	-	110-140